

SPECIAL OLYMPICS BC - SOFTBALL

Criteria for Sanctioning of Competition

SPORT RULES

Refer to SOC Sport Rules and SOBC Exceptions to the SOC Sport Rules (if applicable). Rules can be found on the Special Olympics BC website www.specialolympics.bc.ca at

Resources → Sport Rules, Resources and Videos → Softball

RULES – EXCEPTIONS TO THE SPECIAL OLYMPICS CANADA, (SOC) RULES

Exceptions to the SOC rules. Please note that these rule exceptions only apply to Local, Regional and where noted, Provincial Games. Athletes and Coaches must be aware that all competitions outside the above would be governed by SOC rules and the rules of that Sport's Governing Body.

- 1) Score Keepers must have coaches sign the score sheets at the end of each game in a tournament. The director of tournament play will oversee all umpires, timekeepers and scorekeepers at the competition. This will ensure that both teams agree upon scores before the score is made final. Once the score sheet is signed a protest CANNOT proceed.

DIVISIONING

Due to the facility and time restrictions often faced at a Regional Qualifier the following divisioning procedure should be utilized.

1. Local Coaches are required to complete the skills assessment forms and submit it to the Competition Coordinator with their registration (refer to appended Registration Form)
2. Teams are to be divisioned in preliminary divisions based on the information presented on the teams' skills assessment.
3. Where schedule permits, teams will be required to play a maximum of two (2) divisioning games before the start of the competition.
4. Divisioning games are to be conducted under the rules and regulations as per Special Olympics Canada Rules
5. Within 30 minutes of each teams' final divisioning game they are required to submit the post divisioning questionnaire to the tournament director.
6. Following the divisioning round teams are to be divisioned according to the Special Olympics Canada Official Divisioning Process.
7. Where schedule does not allow for Divisioning Games, divisions will be based on submitted registration information including skill assessments

INDIVIDUAL SKILLS COMPETITION

Regional Qualifiers are required as part of the sanctioning process to include an Individual Skills Competition (ISC) for developmental athletes. Athletes participating in the Individual Skills Competition at the regional qualifier may not also compete in the team competition.

FACILITY

The following is a minimum list of facility requirements:

- Access to washroom facilities for Male and Female participants
- Separate changing facilities for Male and Female participants
- Fully accessible to all participants, i.e. participants with a physical disability.
- Adequate space to ensure that spectators are not on the pitch during games, (this will be left up to the discretion of the game Referee).
- Shelter in the event of inclement weather.

Playing surface set-up - Refer to the Special Olympics Official Sport Rules.

SPORT OFFICIALS

Host communities are required to provide one (1) Softball BC certified umpire for each game played at a Regional Qualifier. In addition to providing a certified on-field umpire host communities are required to provide one (1) scorekeeper for each game.

Host communities must identify a Chief Umpire prior to making their application for sanctioning to the Provincial Office of Special Olympics BC. For assistance in recruiting individuals appropriate for these roles please contact the SOBC Provincial Office.

MEDICAL REQUIREMENTS

The following are the minimum requirements for medical coverage at sanctioned Special Olympics BC Softball competition.

- Two (2) First Aid attendants - (standard certification) - per field

COMPETITION ATTIRE

All athletes of a team must wear matching softball shirts and shorts or sport pants, and athletic shoes. Batters and base runners must wear a helmet. Catchers must wear a facemask, helmet, and throat protector. All athletes, coaches and program volunteers must wear tshirts/sweatshirts, shorts or sweatpants and runners or cleats. The batter and base runners must wear a helmet. A catcher is required to wear a face mask, helmet and throat protector

NO JEANS may be worn by athletes or coaches.

REGISTRATION FORM / SKILLS ASSESSMENT

Please refer to the registration form included in this sanctioning supplement. Registration for Team competition must include assessment of Level as well as assessment scores.

A template for a complete Softball Registration Package that you can customize for your tournament can be obtained by contacting competition@specialolympics.bc.ca

SOFTBALL REGIONAL QUALIFIER REGISTRATION FORM (PAGE 1 OF 2)

Team Name: _____ Local: _____

Team Contact: _____

Phone: _____ (cell) E-mail: _____

TEAM ROSTER

ATHLETE NAME	DOB MM/DD/YY	ABILIT Y LEVEL	ASSESSMENT SCORES				
		A, B, C	BASE RUNNING	THROWING	FIELDING	BATTING	TOTAL
1)							
2)							
3)							
4)							
5)							
6)							
7)							
8)							
9)							
10)							
11)							
12)							
13)							
14)							
15)							

***** Please note: Each team must have a minimum of 12 players and a maximum of 15 athletes with three coaches only on the bench. This rule will be enforced.***

Head Coach: _____

Assistant Coach: _____

Assistant Coach: _____

SOFTBALL REGIONAL QUALIFIER REGISTRATION FORM (PAGE 2 OF 2)

INDIVIDUAL SKILLS COMPETITION ATHLETES

Skills Coach: _____

ATHLETE NAME	DOB (MM/DD/YY)
1)	
2)	
3)	
4)	
5)	

***use additional sheets as necessary*

SOFTBALL TEAM SKILLS ASSESSMENT / INDIVIDUAL SKILLS COMPETITION

EQUIPMENT REQUIRED

- 1 Softball field
- Three softball bases and one home plate
- 2 stopwatches
- 2 measuring tapes
- 20 12" softballs
- 4-5 softball bats
- 35 – 45 cones
- Softball gloves (athletes should bring their own)

EVENT DESCRIPTIONS

EVENT NUMBER ONE – BASE RUNNING

SET-UP

- Standard softball in-field

EQUIPMENT

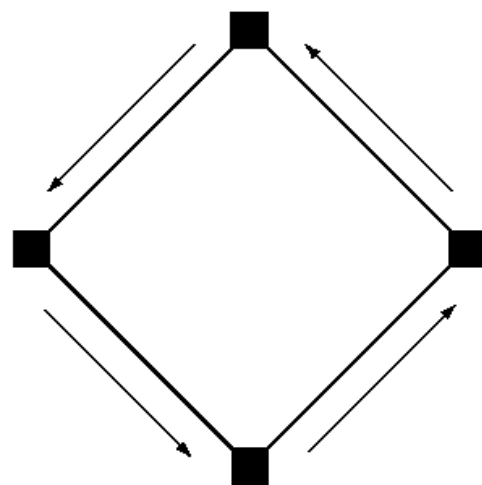
- Three bases, Home plate, stopwatch

DESCRIPTION

- Bases are set up like a softball diamond and positioned 19.81m (65') apart. The athlete is instructed to start at home plate and run around the bases as fast as possible, touching each base en route.

SCORING

- The time starts when the athlete leaves home plate.
- The time stops when the athlete touches home plate after circling the bases.
- The time elapsed in seconds is subtracted from 50 to determine the point score.
- A penalty of five seconds for each base missed or touched in an improper order shall be assessed.
- The best score of two trials is recorded.
- Athletes should not be asked to take the two trials consecutively.



EVENT NUMBER TWO – THROWING

SET-UP

- An outfield or a smooth grass field can be marked off in feet.

EQUIPMENT

- Two measuring tapes, softballs, two small cones or marking stakes.

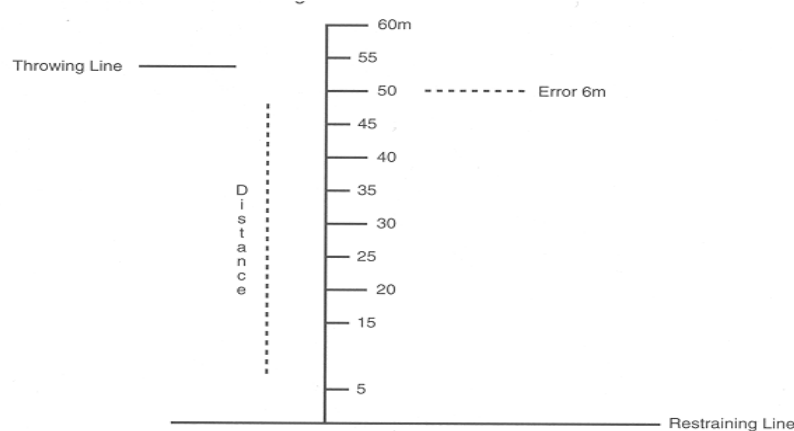
DESCRIPTION

- The player being tested stands behind the restraining line, back far enough to take one or more steps in preparation for throwing.
- The player has two trials to throw the softball as far and as straight as possible down the throwing line, without stepping over the restraining line.
- Coaches, assistants or other waiting players should be positioned in the field to indicate, using a cone or marking stake, the spot where each ball first touches the ground.
- The better of the two throws is measured and recorded as the player's score.
- If a player steps on or over the restraining line before releasing the ball, the trial must be repeated.
- There will be a maximum of two repeats.

SCORING

- The net throwing score equals the throwing distance, measured at a point on the throwing line straight across from, (perpendicular to) the spot where the ball landed, minus the error distance: the number of meters the ball landed off target, away from the throwing line.
- The player's score is the better of the two throws.
- Both error scores and distance scores are measured to the nearest meter.
- Scoring Example:
 - If a ball lands even with (perpendicular to) the 50m point on the measuring tape, but is 6m off to one side, the player's score is 44 points. {Distance thrown (50m) minus the number of meters off target (6M) results in a net score of 44m}
 - Athlete's score one point per meter, i.e. 44m = 44 points. If score falls between meters, score should be rounded down, i.e. 44.73m = 44 points.

DIAGRAM



EVENT NUMBER THREE – FIELDING

SET-UP

- Standard infield or a smooth field with short grass on which chalk markings or cones can be placed.

EQUIPMENT

- Softballs, fielding gloves, measuring tape.

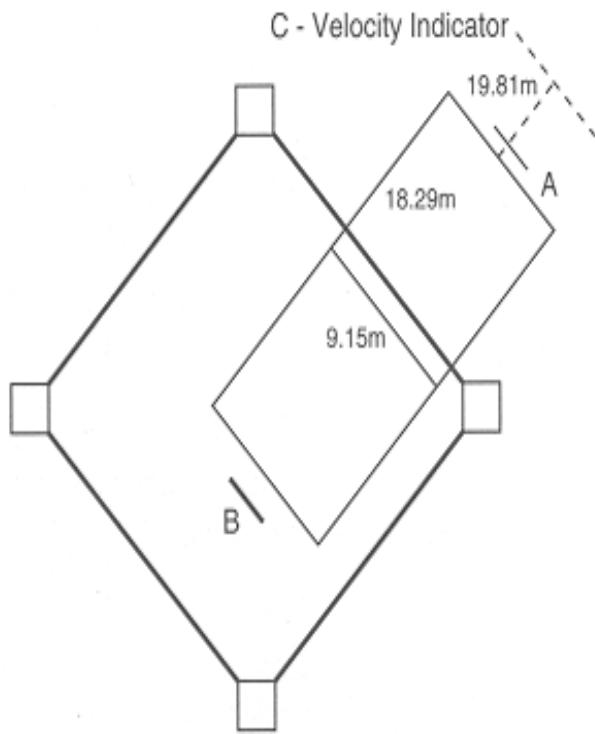

DESCRIPTION

- The player being tested stands in a ready position (A) behind a 1.53m (5') restraining line.
- A thrower stands behind a throwing line and throws two practice and six test balls to each player.
- Each throw must strike the ground before the 9.15m (30') line and must stay within the sideline boundaries of the marked area.
- The throw should be made sidearm, with sufficient velocity to carry an untouched ball to line C – the velocity indicator distance beyond the endline.
- A cone or similar object marks the prescribed distance beyond the endline.
- Of the six test trials, two balls should be thrown directly to the player, two to the right and two to the left side of the player.
- The player attempts to field each ball cleanly, i.e. with no noticeable bobbling or temporary loss of control, and tosses it back to the thrower.
- On each trial the player starts behind the 1.53m (5') restraining line, but must move forward of the 18.29m (60') line toward the approaching ground ball in order to obtain maximum points.
- Any throw not made as specified should be repeated. (Note: It is important to periodically check the velocity of the throw by occasionally instructing the player to let a ball go by untouched. (Throws should reach the velocity marker.)

SCORING

- Each ball cleanly fielded in front of the 18.29m (60') endline counts as five points.
- A ball, which is bobbed, but stopped from going past the player, counts as four points.
- Ball fielded behind the 18.29m (60') line receive three points for cleanly fielded balls, and two points for bobbed balls.
- Balls are considered to have been fielded in front of the 60' endline when at least the player's glove and ball are clearly in front of the line.
- Any ball which is missed entirely, or touched but gets passed the player, scores no points.
- The score is the sum of all six trials.
- It is recommended that the scorer stand just outside the marked area, even with the 18.29m (60') endline.
- Maximum 30 points.

DIAGRAM



EVENT NUMBER FOUR – BATTING

SET-UP

- Standard softball field

EQUIPMENT

- 12 marking cones, softballs, bats, measuring tape.

DESCRIPTION

- The batter assumes a normal batting stance at the plate.
- From the pitcher's mound a coach will throw five hittable pitches that the batter attempts to hit as hard and far as possible.
- These pitches should be within a regulation arc (6' – 12').
- Only five swings are allowed to each batter.

SCORING

- The distance of the longest hit shall determine the athlete's final score.
- The distance of a hit is measured from the batting tee to the point where the ball first touches the ground. The distance is measured to the nearest meter; i.e. 1m = 1 point, 46m = 46 points. If the ball lands between meters, scores should be rounded down, i.e. 46.73m = 46 points.

DIAGRAM

