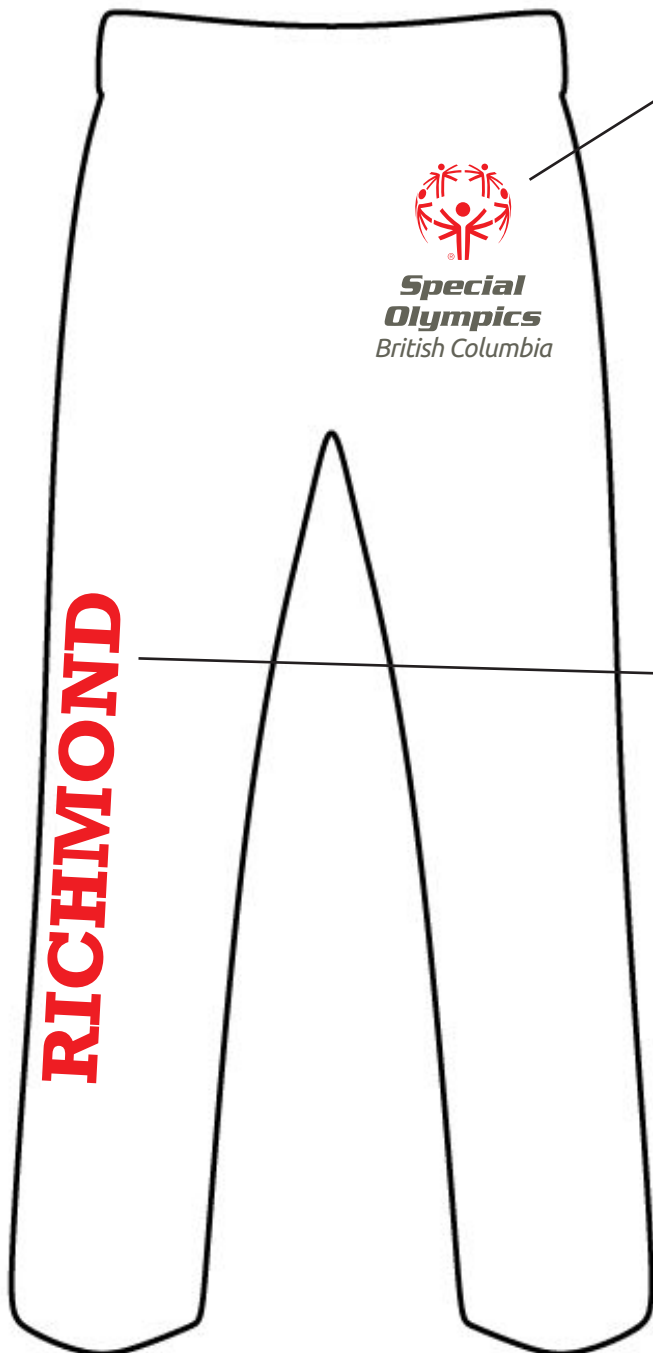


LOCALS' CLOTHING

Pant Options

Option 1



SOBC logo (centred version) in one of the following colours:

- (a) 2c red/grey or 2c red/ black if on white pants;
- (b) 1c black on light-colour pants;
- (c) 1c white on dark-colour pants.

Size and position of logo as indicated here.

Name of Local written vertically along right leg.

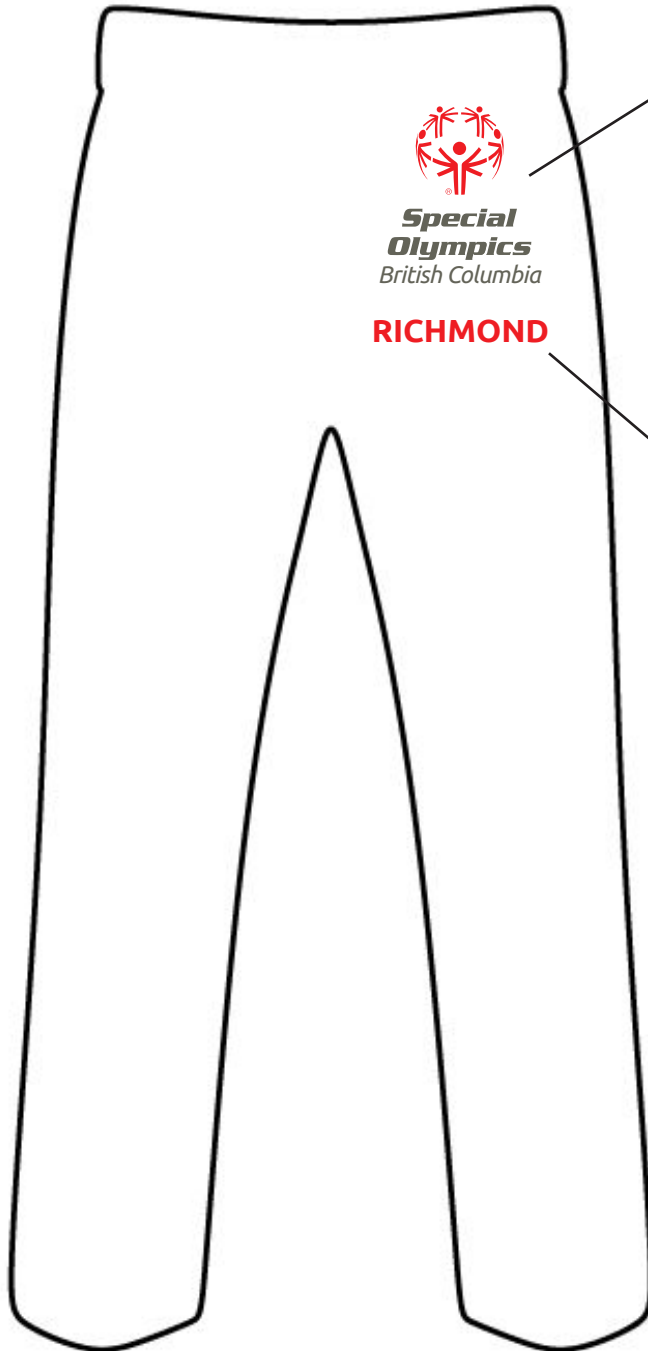
Name written in Rockwell Bold font or Ubuntu font, all caps.

Written in SO Red (if the logo is running in one of the 2c versions) or in the same colour as the 1c logo being used (black or white).

LOCALS' CLOTHING

Pant Options

Option 2



SOBC logo (centred version) in one of the following colours:

- (a) 2c red/grey or 2c red/ black if on white pants;
- (b) 1c black on light-colour pants;
- (c) 1c white on dark-colour pants.

Size and position of logo as indicated here.

Name of Local written below the logo with spacing as indicated here, designed to draw attention to Local's name.

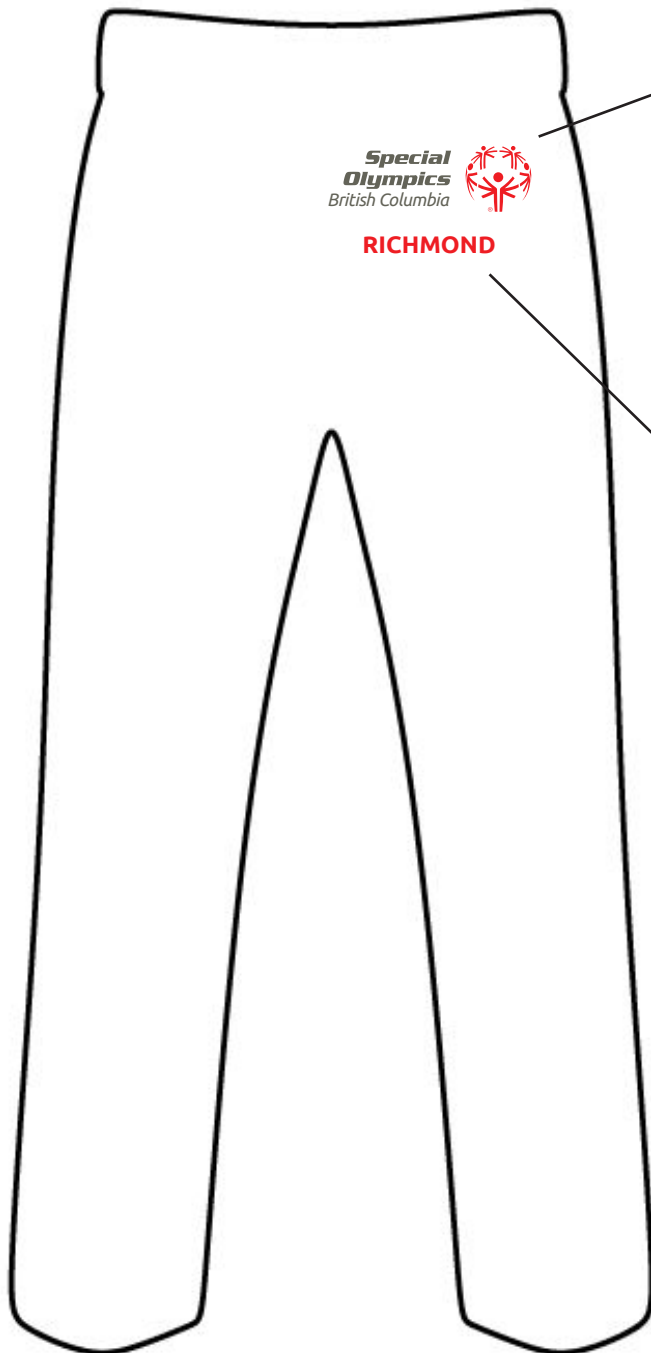
Name written in Ubuntu Bold, all caps, sized so that letters are the same size as the "O" in Special Olympics, centred under the logo.

Written in SO Red (if the logo is running in one of the 2c versions) or in the same colour as the 1c logo being used (black or white).

LOCALS' CLOTHING

Pant Options

Option 3



SOBC logo (2-line version) in one of the following colours:

- (a) 2c red/grey or 2c red/ black if on white pants;
- (b) 1c black on light-colour pants;
- (c) 1c white on dark-colour pants.

Size and position of logo as indicated here.

Name of Local written below the logo with spacing as indicated here, designed to draw attention to Local's name.

Name written in Ubuntu Bold, all caps, sized so that letters are the same size as the "O" in Special Olympics, centred under the logo.

Written in SO Red (if the logo is running in one of the 2c versions) or in the same colour as the 1c logo being used (black or white).